

Delaware Quilts



New Year's Eve Mystery

Step Seven:

But that is only one block.


For a 42 inch square lap quilt you need 25 blocks

For a twin (60 by 78) you need 65 blocks

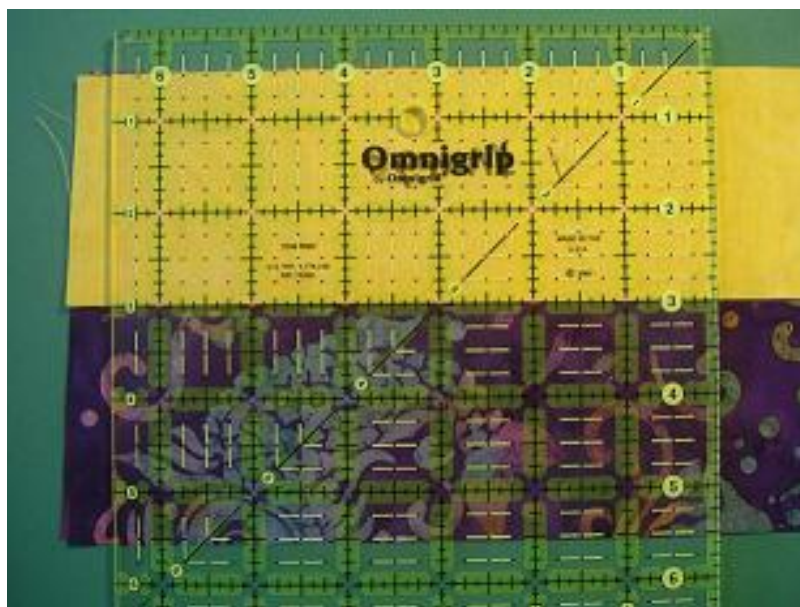
For a double (78 by 84) you need 91 blocks

For a queen (84 by 90) you need 105 blocks

For each block you need three 2 1/2 by 4 1/2 inch rectangles and one 2 1/2 by 6 1/2 inch rectangle of TWO contrasting colors.



You can cut them one at a time,




or two at a time,

or more.

This pattern can be used for personal use only and can not be used commercially without the owner's permission. No copies may be made without the owner's permission. This includes the patterns as well as any graphics and/or instructions that are associated with a pattern.

Step seven page two

If you have some 40 inch lengths and two other fabrics to go with that piece, you may cut them at the same time. I laid them as shown in the photo below. (My yellow strip is the 40 inch strip and is doubled. These cuts made two different blocks.) I cut all three strips at the same time.



If you are comfortable with cutting a lot at a time, you may do so now. I cut and stacked like this.

And then I sewed that stack.

